

Boreal Flow

HIGH PERFORMANCE ✓ DIRECT DRIVE ✓ VARIABLE STIR FAN ✓

The Boreal Flow fan is engineered to optimize indoor climate conditions, contributing to healthy and productive dairy cattle. Quality ventilation and adequate air speed are especially crucial in hotter weather.

The Boreal Flow is specially developed for the harsh environment in livestock houses.

By using this recirculation fan, heat stress can be prevented and productivity optimized.

INTELLIGENT DESIGN

- Optimized and unique design for high efficiency and maximum airflow
- Long throw – fewer fans to blow over long distance
- Very robust and minimum maintenance
- Engineered to produce less noise than conventional six-blade fans

ENERGY-EFFICIENT MOTORS

- EC fans - variable control and low energy consumption
- Direct-driven impellers – no belt to be maintained
- IE5 and IP 66
- 1 or 3 phase motor 50/60 Hz
- *3-phase motor is powered by 3-phase current only

NONCORROSIVE MATERIALS

- Housing of SMC
- UV-protected materials
- Nylon impeller
- Blades diameter: 55" (1395 mm)

ACCESSORIES

- Easy to install bracket mount or chain mounting
- Safety guards for intake and output



TECHNICAL INFORMATION


Size	Volt	PH	Amp	Hz	Watts used	RPM	Capacity CFM	Efficiency CFM/Watt	Speed
55"	230	1	4.86	50/60	817	550	25 480	31.19	EC variable
55"	230	3	2.64	50/60	790	550	24 994	31.65	EC variable
55"	460	3	1.24	50/60	762	550	24 837	32.60	EC variable



Air speed (1.65 ft from floor level at 15 degree incline)

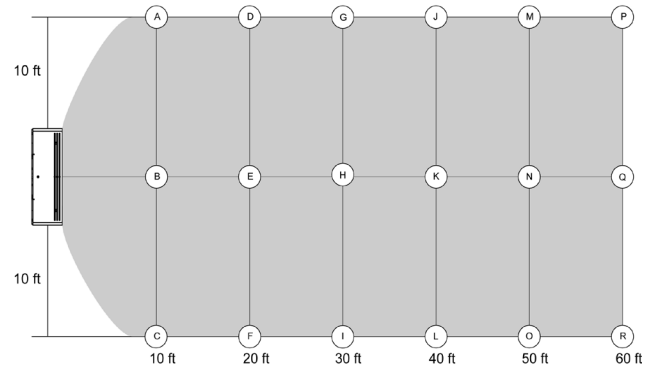
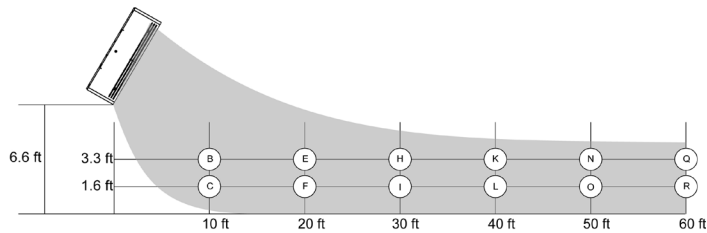
- ✓ 700 fpm = 7.95 mi/h (3.56 m/sec) at 40 ft (12 m) distance
- ✓ 590 fpm = 6.70 mi/h (3.00 m/sec) at 50 ft (15 m) distance

For more information
skov-secco.com



Boreal Flow

TECHNICAL INFORMATION



Measured air speed

in ft/min	A	B	C	D	E	F	G	H	I	J	K	L	M	N	O	P	Q	R
Side view		331.04	202.26		640.55	557.74		629.92	732.28		545.60	701.44		411.09	588.58		381.89	503.94
Top view 1.64 ft (0.5 m)	73.13	202.26	106.07	101.18	557.74	342.19	168.96	732.28	581.36	271.00	701.44	540.03	284.09	588.58	605.97	305.45	503.94	569.23
Top view 3.28 ft (1.0 m)	121.09	331.04	120.08	269.36	640.55	557.74	350.07	629.92	581.36	284.78	545.60	152.26	381.89	411.09	153.58	394.36	381.89	216.34



For more information

skov-secco.com

info@skov-secco.com

